



Introduction _____ i

Section 1: Institutional Facts **3**

Temple University At a Glance	5
1.1 Board of Trustees	7
1.2 Honorary Life Trustees	10
1.3 Ex Officio Trustees	10
1.4 Non . Voting Participants	10
1.5 Temple University Presidents, 1887 . 2016	11
1.6 V ^ {] ^ Á W} ã ç ^ • ã c ^ q • Á Ô ~ ^ } c Á Ú ^ • ã á ^ } c	12
1.7 Mission Statement	13
1.8 University Leadership	14
1.9 Schools and Colleges	15
1.10 Campuses	16
1.11 Accreditation	17
1.12 Temple Health	18

Section 2: Student Admissions **19**

2.1 Incoming Freshmen . Admissions Activity at a Glance	21
2.2 Incoming Freshmen	22
2.3 Incoming Freshmen . Quality Indicators	23
2.4 Incoming Freshmen . Longitudinal Admissions Activity	24
2.5 Incoming Freshmen . Temple Option	25
2.6 Incoming Transfers	26
2.7 Incoming Transfers . Longitudinal Admissions Activity	27
2.8 Feeder Schools	28
2.9 Incoming Freshmen and Transfer Students from Philadelphia	29
2.10 Graduate and Professional Admissions	30
2.11 Student Admissions Section Appendix	32

Section 3: Student Enrollment **35**

3.1 Enrollment by Demographics	37
3.2 Undergraduate Enrollment . Longitudinal Demographics	38
3.3 Graduate Enrollment . Longitudinal Demographics	39
3.4 Enrollment Headcount by School/College and Level: Matriculated	40
3.5 Enrollment Headcount by School/College and Level: Non-Matriculated	41
3.6 Countries Represented by Temple University Student Population	42

3.7	States Represented by Temple University Student Population _____	44
3.8	Pennsylvania Counties Represented by Temple University Student Population _____	46
3.9	City of Philadelphia Represented by Temple University Student Population _____	48
3.10	Student Enrollment . Section Appendix _____	49

Section 4: Student Success and Instruction 51

4.1	Degrees Conferred _____	53
4.2	Degrees Conferred . Longitudinal Trends _____	55
4.3	Undergraduate Retention Rates _____	56
4.4	Undergraduate Graduation Rates _____	58
4.5	Academic Degree Programs _____	61
4.6	Instructional Characteristics _____	64
4.7	Student Success and Instruction . Section Appendix _____	65

Section 5: Special Interest Groups – Honors and Fly in Four Students 67

5.1	Honors Program Admissions _____	69
5.2	Honors Program Admissions . Longitudinal Trends _____	70
5.3	Honors Program . Student Enrollment _____	72
5.4	Honors Program . Longitudinal Undergraduate Student Enrollment _____	73
5.5	Fly in 4 Initiative . Fall 2017 _____	74
5.6	Fly in Four . Longitudinal Trends _____	75
5.7	Fly in Four . Graduation Progress _____	78

Section 6: Branch and Regional Campuses 81

6.1	Enrollment Headcount by Campus _____	83
6.2	Full-Time Equivalent (FTE) by Course Campus _____	84
6.3	Temple University Japan . Admissions and Enrollment _____	85
6.4	Ambler Campus . Admissions and Enrollment _____	90
6.5	Harrisburg Campus . Admissions and Enrollment _____	94
6.6	Branch and Regional Campuses . Section Appendix _____	99

Section 7: Residential and Student Life 101

7.1	Student Organizations _____	103
7.2	Undergraduate Residence Halls _____	108
7.3	Graduate Residence Halls _____	108
7.4	Temple Sponsored Housing _____	108
7.5	Students Living On or Near Campus _____	110
7.6	Residential and Student Life . Section Appendix _____	111

Section 8: Athletics **113**

8.1	Athletic Conferences _____	115
8.2	Roster Counts by Sport _____	116
8.3	Academic Performance _____	117
8.4	Student Athlete Retention and Graduation Rates _____	118

Section 9: Education Abroad **119**

9.1	Education Abroad by Demographics _____	121
9.2	Temple University Students in Temple University Programs by School/College ____	122
9.3	Temple University Students in Non - Temple University Programs by School/College	123
9.4	Education Abroad Destinations _____	124
9.5	Non -Temple University Students Participating in Temple University Education Abroad Programs _____	125
9.6	Top Colleges/Universities with Students Participating in Temple University Study Abroad Programs _____	126
9.7	Education Abroad . Section Appendix _____	127

Section 10: Alumni and Philanthropy **129**

10.1	Alumni _____	131
10.2	Alumni Distribution by State _____	132
10.3	Alumni Distribution by Pennsylvania County _____	132
10.4	Alumni Distribution by School/College _____	133
10.5	Philanthropic Giving _____	134

Section 11: Career Services and Community Engagement **135**

11.1	Career Services _____	137
11.2	Career Services - Outcomes _____	139
11.3	Temple in the Community _____	141

Section 12: Disability Resources and Services **143**

12.1	Student Data _____	145
12.2	Student Services _____	148
12.3	Programs _____	150

Section 13: Faculty, Staff and Administration **151**

13.1	Faculty, Staff and Administration _____	153
------	---	-----

13.2	Staff and Administration _____	154
13.3	Faculty _____	156
13.4	Faculty Living in Philadelphia _____	158
13.5	Faculty Awards _____	159
13.6	Faculty, Staff and Administration . Section Appendix _____	162

Section 14: Finance 163

14.1	General Tuition and Fees _____	165
14.2	Tuition Comparison _____	166
14.3	Financial Aid by Source _____	168
14.4	Average Student Debt _____	169
14.5	Endowments _____	170
14.6	Operating Budget and Expenses _____	171

Section 15: Facilities 173

15.1	Physical Plant _____	175
15.2	Main Campus Map _____	176
15.3	Physical Plant - Utility Expenditures _____	177
15.4	Construction and Renovation Projects _____	178

Section 16: Research and Technology Transfer 181

Section 17: Information Technology 187

17.1	The TECH Center _____	189
17.2	Information Technology Resources _____	191
17.3	Information Technology Usage _____	191

Section 18: Library System 193

18.1	Titles and Volumes _____	195
18.2	Expenditures _____	195
18.3	Personnel and Public Service _____	196
18.4	Website and E-Resources Use _____	196

Section 19: Rankings 197

19.1	US News & World Report Undergraduate Rankings (National) _____	199
19.2	US News & World Report Graduate Rankings (National) _____	200
19.3	US News & World Report Global Rankings (Global) _____	202

19.4	US News & World Report Hospital Rankings (National)	202
19.5	Other National Rankings	203
19.6	Other Global Rankings	208
19.7	Rankings . Section Appendix	210

Section 20: Student Surveys

211

20.1	New Student Questionnaire (NSQ)	213
20.2	Student Surveys . Section Appendix	218



Introduction

The Temple University Fact Book and Temple University At a Glance are compiled by the Office of Institutional Research and Assessment (IRA). These documents provide a convenient and concise source of key information from the University. The facts and figures presented are intended to answer frequently requested inquiries.

IRA collects data and provides accurate and actionable information and analysis to university decision-makers, the Temple community and external stakeholders. This information is used for assessment, planning, policy formulation and mandated reporting. IRA is committed to fostering a culture of continuous improvement that advances the University's mission and strategic goals.

Further details and definitions can be found in the appendices at the conclusion of most sections. It is important to note that the information in this Fact Book may differ from data reported by IRA to federal, state and regional agencies due to differences in reporting guidelines, reporting definitions and the timing of when information was prepared.

A comprehensive document of this magnitude requires the assistance of a number of people across the University community. Many thanks to all who have contributed to the Temple At a Glance and the Temple University Fact Book.

For more information, please visit our website: www.temple.edu/ira

Any questions concerning the material presented in this Fact Book should be directed to:

The Office of Institutional Research and Assessment

301 Conwell Hall
1801 N. Broad Street
Philadelphia, PA 19122

Richard Hetherington
richard.hetherington@temple.edu

Page Intentionally Left Blank

Page Intentionally Left Blank

1.1 Board of Trustees

The Board of Trustees is comprised of 36 voting members, 24 of whom are elected and 12 of whom are appointed by officials of the Commonwealth of Pennsylvania.

2017-2018

Dennis Alter (H)*, '66 College of Education, '99 Honorary Degree
Tourist

Leonard Barrack, '65 Fox School of Business, '68 Beasley School of Law
Barrack, Rodos & Bacine

Stephen G. Charles, '80 Klein College of Media & Communication
Retired

Joseph F. Coradino, '74 College of Liberal Arts
PREIT Services, LLC

Paul G. Curcillo, II, '84 College of Science & Technology
Fox Chase Cancer Center

Theodore Z. Davis, '58 Fox School of Business, '63 Beasley School of Law
Retired

Nelson A. Diaz, '72 Beasley School of Law, '90 Honorary Degree
Dilworth Paxson LLP

Ronald R. Donatucci (G)*, '70 College of Liberal Arts
Register of Wills, City of Philadelphia

Loretta C. Duckworth, '62 College of Liberal Arts, '65 College of Liberal Arts, '92 Tyler School of Art
Retired

Patrick J. Eiding (G)*
President of the Philadelphia Council AFL-CIO

Judith A. Felgoise, '87 College of Education
The Abramson Family Foundation

Richard J. Fox, '93 Honorary Degree
The Fox Companies

Lewis F. Gould, Jr. (S)*, '62 School of Pharmacy
Duane Morris, LLP

Lon R. Greenberg
Retired

Tamron Hall, '92 Klein College of Media & Communication

Sandra Harmon-Weiss, '71 College of Liberal Arts, '74 Lewis Katz School of Medicine
Retired

Drew A. Katz
Interstate Outdoor Advertising

Patrick V. Larkin (S)*, '74 Fox School of Business, '82 Beasley School of Law
AJG Risk Management Services

H. F. "Gerry" Lenfest (G)*, '02 Honorary Degree
The Lenfest Group

Solomon C. Luo
Progressive Vision & Surgical Institute

Joseph W. Marshall, III (S)*, '75 College of Liberal Arts, '79 Beasley School of Law
Stevens & Lee/Griffin Holdings Group

Anthony J. McIntyre, '80 Fox School of Business
AJG Risk Management Services

Christopher W. McNichol (H)*
Citigroup Global Markets, Inc.

J. William Mills, III
Retired

Mitchell L. Morgan, '76 Fox School of Business, '80 Beasley School of Law
Morgan Properties

Leon O. Moulder, Jr., '80 School of Pharmacy
TESARO, Inc.

Patrick J. O'Connor, Chair, '13 Honorary Degree
Cozen O'Connor

Bret S. Perkins (H)*, '91 Fox School of Business
Comcast Corporation

Daniel H. Polett, '98 Honorary Degree
Lexus of Chester Springs, Wilkie Lexus

Michael H. Reed, '69 College of Liberal Arts
Pepper Hamilton, LLP

Phillip C. Richards, '62 Fox School of Business, '16 Honorary Degree
North Star Resource Group

Jane Scaccetti, '77 Fox School of Business
Drucker & Scaccetti

Samuel H. Smith (H)*
Retired

Michael J. Stack, III (S)*
Lieutenant Governor of Pennsylvania

*Note: *Commonwealth Trustees indicated by appointing agency: (G) - Governor, (S) - Senate President Pro Tempore, (H) - Speaker of the House of Representatives*

1.2 Honorary Life Trustees

John J. Contoudis

Peter D. DePaul

Louis J. Esposito

Lacy H. Hunt

Sidney Kimmel

Milton L. Rock

1.3 Ex Officio Trustees

The Honorable Thomas W. Wolf

Governor, Commonwealth of Pennsylvania

The Honorable James F. Kenney

Mayor, City of Philadelphia

The Honorable Pedro A. Rivera

Secretary of Education, Pennsylvania Department of Education

1.4 Non-Voting Participants

President, Faculty Senate (Michael L. Sachs, 2017-2018)

President, Temple Student Government (Tyrell Mann-Barnes, 2017-2018)

1.5 Temple University Presidents, 1887 – 2016

Russell H. Conwell (1887 – 1925)

Temple's first president and founder of Temple College.

Pastor, orator, writer and attorney.

A temporary Board of Trustees elected Russell H. Conwell president of the faculty on October 14, 1887. He served until his death on December 6, 1925. Temple, under the direction of Conwell, originally began as a theological class. Later, Temple served as a




democratic, Temple kept fees low, welcoming students regardless of their background. Conwell also founded Samaritan Hospital (now Temple University Hospital).

Charles Ezra Beury	(1926–1941)	Second president. Bank executive, lawyer and trustee of the university.
Robert Livingston Johnson	(1941–1959)	Third president. Management consultant and former vice president of Time, Inc.
Millard E. Gladfelter	(1959–1967)	Fourth president. Served as vice president and provost of the university before assuming office.
Paul R. Anderson	(1967–1973)	Fifth president. Vice president of academic affairs of the university and a former president of Chatham College.
Marvin Wachman	(1973–1982)	Sixth president. Vice president for academic affairs of the university and a former president of Lincoln University.
Peter J. Liacouras	(1982–2000)	Seventh president. Served as dean of the Temple School of Law.
David Adamany	(2000–2006)	Eighth president. Previously president of Wayne State University and vice president for academic affairs at the University of Maryland.
Ann Weaver Hart	(2006–2012)	Ninth president. Previously president of the University of New Hampshire, provost and vice president for academic affairs at Claremont Graduate University and dean of the Graduate School at the University of Utah.
Neil Theobald	(2012–2016)	Tenth president. Previously senior vice president and chief financial officer for Indiana University.

1.6 History of the Current Presidency

Richard M. Englert



After 40 years of outstanding service to Temple University, Richard M. Englert became president in July 2012. His career at Temple included 16 different leadership roles at the university. Throughout this time, he has been a staunch advocate of diversity and excellence.

Englert arrived at Temple in 1976 as an assistant to the dean of the College of Education. Over the years, he has been provost and interim senior vice president for academic affairs, dean of the College of Education and vice president for administration, among several other roles.

In recognition of his lifelong dedication to Temple, the Board of Trustees appointed Englert to the honorific role of university chancellor in December 2012.

With Englert at the helm, the university froze base tuition and increased financial aid for students.

Englert has been a strong advocate of diversity and community, and has worked to ensure that Temple remains an inclusive institution for all.

Englert has been a strong advocate of diversity and community, and has worked to ensure that Temple remains an inclusive institution for all.

Englert has been a strong advocate of diversity and community, and has worked to ensure that Temple remains an inclusive institution for all. It is who we are, and it is the dedication to our mission that will make Temple an even greater institution.

1.7 Mission Statement

Temple University is a national center of excellence in teaching and research with an international presence and a commitment to community. Our talented faculty and broad curriculum of more than 500 academic programs provide superior educational opportunities for academically talented and highly motivated students. Our diverse student population and growing residential campus community combine to enrich not only the educational experiences of our students, but also their lives beyond academics. While the university especially serves students from Greater Philadelphia, it is enlivened by a rapidly increasing number of students from across Pennsylvania, throughout the nation and around the world. We maintain an international presence with campuses in Tokyo and Rome and programs in London, Beijing, and other locations worldwide. A longtime leader in professional education, Temple prepares the largest body of practitioners in pharmacy, podiatry and law. In addition, we offer more than four dozen doctoral and more than 175 master's programs that contribute to research and scholarship. Temple seeks to create new knowledge that improves the human condition and uplifts the human spirit. To achieve this goal, we maintain our commitment to recruiting, retaining and supporting outstanding faculty who prize diversity of thought, excel in scholarly endeavors and support the aspirations of capable students.

1.8 University Leadership

Board of Trustees

D U h f] W _ ' > " ' C Ø 7 c b b c f
Chair

President

Richard M. Englert
V ^ {] | ^th President

University Officers

William T. Bergman
Vice President for Public Affairs

Jim Cawley
Vice President for Institutional Advancement

Kevin G. Clark
Executive Vice President and Chief Operating Officer

Hai Lung Dai
Vice President for International Affairs

Joanne A. Epps
Executive Vice President and Provost

Michael B. Gebhardt
Vice President, University Counsel

Ken Kaiser
Vice President, Chief Financial Officer and Treasurer

Larry R. Kaiser
President and Chief Executive Officer of Temple University Health System
Dean of the Lewis Katz School of Medicine
Senior Executive Vice President of Health Affairs

Cindy Leavitt
Vice President for Computer Services and Chief Information Officer

Gennaro J. Leva
Vice President for Planning and Capital Projects

Michele M. Masucci
Vice President for Research Administration

Anne K. Nadol
Vice President and Secretary to the Board of Trustees

Theresa A. Powell
Vice President for Student Affairs

1.9 Schools and Colleges

Tyler School of Art

Dean Susan Cahan

Fox School of Business and Management

Dean M. Moshe Porat

Maurice H. Kornberg School of Dentistry

Dean Amid I. Ismail

College of Education

Dean Gregory Anderson

College of Engineering

Dean Keya Sadeghipour

Beasley School of Law

Dean Gregory N. Mandel

College of Liberal Arts

Dean Richard Deeg

Klein College of Media and Communication

Dean David Boardman

Lewis Katz School of Medicine

Dean Larry R. Kaiser

Center for the Performing and Cinematic Arts

Dean Robert T. Stroker

Esther Boyer College of Music and Dance

School of Theater, Film and Media Arts

School of Pharmacy

Dean Peter Doukas

School of Podiatric Medicine

Dean John A. Mattiacci

College of Public Health

Dean Laura A. Siminoff

School of Social Work

College of Science and Technology

Dean Michael L. Klein

School of Sport, Tourism and Hospitality Management

Dean M. Moshe Porat

1.10 Campuses

Temple University Main Campus

1801 N. Broad Street
Philadelphia, PA 19122

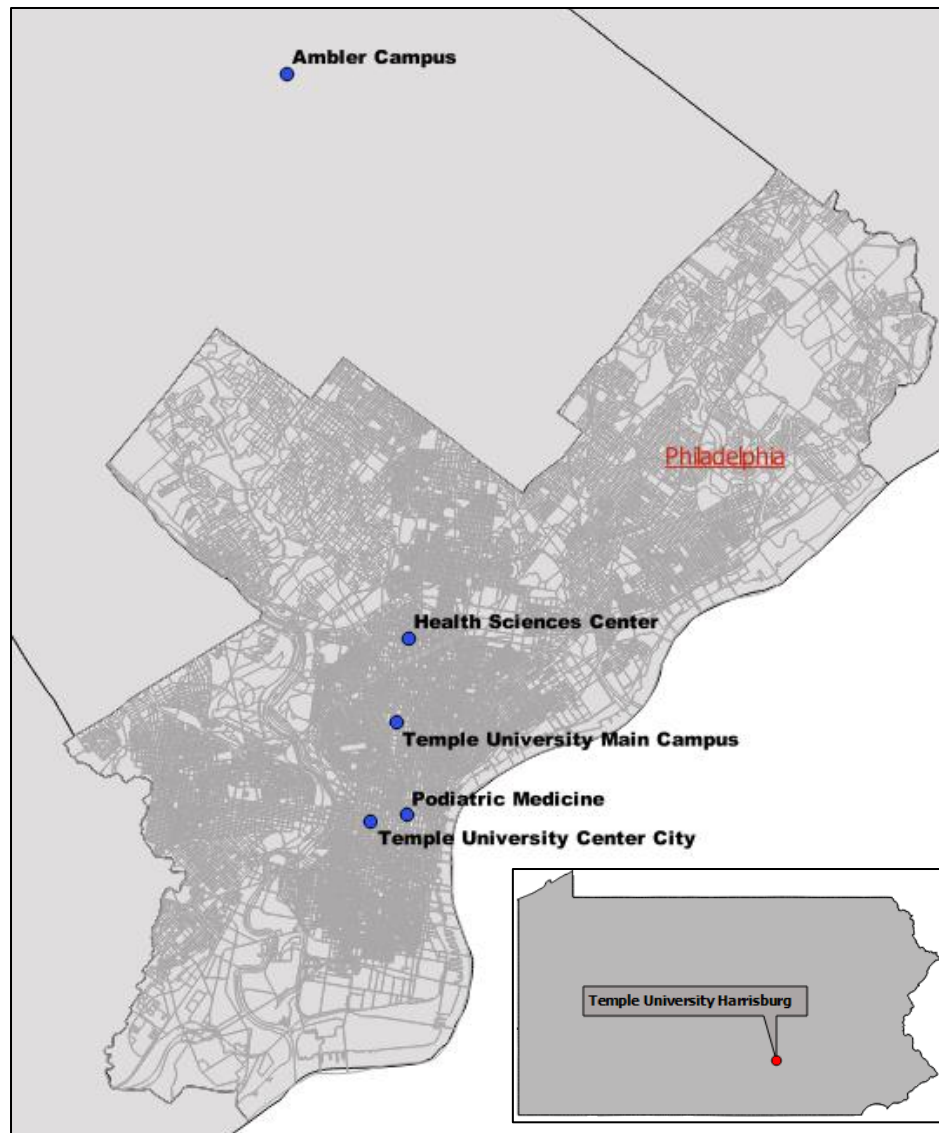
Additional Campuses

Philadelphia

Health Sciences Center
Temple University Center City
Podiatric Medicine

Regional Pennsylvania

Ambler Campus
Temple University Harrisburg



International Campuses

Temple University Rome

Temple University Japan



For additional campuses, please see Section 8.

1.11 Accreditation

Temple University is accredited by the Middle States Commission on Higher Education, a regional accrediting organization recognized by the U.S. Department of Education and the Council for Higher Education Accreditation. Additionally, Temple has numerous academic programs accredited or reviewed by external professional organizations, including the following:

- § Accreditation Board for Engineering and Technology (ABET)
- § Accreditation Council for Pharmacy Education (ACPE)
- § Accreditation Review Commission on Education for the Physician Assistant (ARC-PA)
- § American Bar Association, Council of the Section of Legal Education and Admissions to the Bar (ABA)
- § American Chemical Society Undergraduate Accreditation / Certificate in Chemistry (ACS)
- § American Dental Association, Commission on Dental Accreditation (ADA)
- § American Music Therapy Association (AMTA)
- § American Occupational Therapy Association, Accreditation Council for Occupational Therapy Education (ACOTE)
- § American Physical Therapy Association, Commission on Accreditation in Physical Therapy Education (CAPTE)
- § American Podiatric Medical Association, Council on Podiatric Medical Education (CPME)
- § American Psychological Association, Commission on Accreditation (APA)
- § American Society of Landscape Architects SS, V (ASLA)
- § American Speech-Language-Hearing Association, Council on Academic Accreditation in Audiology and Speech-Language Pathology (ASLHA)
- § Association for Assessment and Accreditation of Laboratory Animal Care International (AAALAC)
- § Association for Education in Journalism and Mass Communication (ACEJMC)
- § Association to Advance Collegiate Schools of Business (AACSB)
- § Commission on Accreditation for Health Informatics and Information Management (CAHIIM)
- § Commission on Accreditation of Allied Health Education Programs (CAAHEP)
- § Commission on Accreditation of Athletic Training Education (CAATE)
- § Commission on Accreditation of Healthcare Management of Education (CAHME)
- § Commission on Collegiate Nursing Education (CCNE)
- § Committee on Accreditation of Recreational Therapy (CARTE)
- § Council on Accreditation of Parks, Recreation, Tourism and Related Professions (COAPRT)
- § Council on Education for Public Health (CEPH)
- § Council on Social Work Education (CSWE)
- § International Facility Management Association (IFMA)
- § Landscape Architectural Accreditation Board (LAAB)
- § Liaison Committee on Medical Education (LCME)
- § National Architectural Accrediting Board (NAAB)
- § National Association of School Psychologists (NASP)
- § National Association of Schools of Art and Design (NASAD)
- § National Association of Schools of Dance, Commission on Accreditation (NASD)
- § National Association of Schools of Music, Commission on Accreditation (NASM)
- § National Association of Schools of Theatre, Commission on Accreditation (NAST)
- § National Athletic Trainer's Association (NATA)
- § National Recreation and Park Association (NRPA)
- § Pennsylvania Department of Education (PDE)
- § Planning Accreditation Board (PAB)
- § Psychological Clinical Science Accreditation System (PCSAS)
- § University/Resident Theatre Association (URTA)

1.12 Temple Health

Temple Health, a health system employing 9,478 staff, administration and physicians, is dedicated to providing access to quality patient care and supporting excellence in medical education and research. Temple Health comprises the health, education and research activities carried out by the affiliates of Temple University Health System and the Lewis Katz School of Medicine at Temple University.

Temple Health is home to approximately 840 medical students and 140 graduate students. The Lewis Katz School of Medicine is one of seven schools in Pennsylvania conferring the doctor of medicine (MD) degree. It also confers the PhD (Doctor of Philosophy), and MS (Master of Science) degrees in biomedical sciences, the MA (Master of Arts) in Urban Bioethics, and dual degrees of MD/PhD, MD/MPH (Master of Public Health), MD/MBA (Master of Business Administration), MD/MA (Urban Bioethics) as well as the MS in Physician Assistant Studies. Finally, the Lewis Katz School of Medicine offers two Post-baccalaureate programs. Learn more about Temple Health at www.templehealth.org.

Consists of:

Temple University Hospital

593-bed teaching hospital; only Level 1 trauma center with burn unit in Philadelphia; chief clinical training site for the Lewis Katz School of Medicine at Temple University.

TUH-Episcopal Campus

139-bed behavioral-health center with full-service emergency department

TUH-Northeastern Campus

Ambulatory care center

Fox Chase Cancer Center

NCI-designated comprehensive cancer center

Jeanes Hospital

Acute-care community hospital

Temple Physicians, Inc.

51 primary care and specialty practices

Temple Transport team

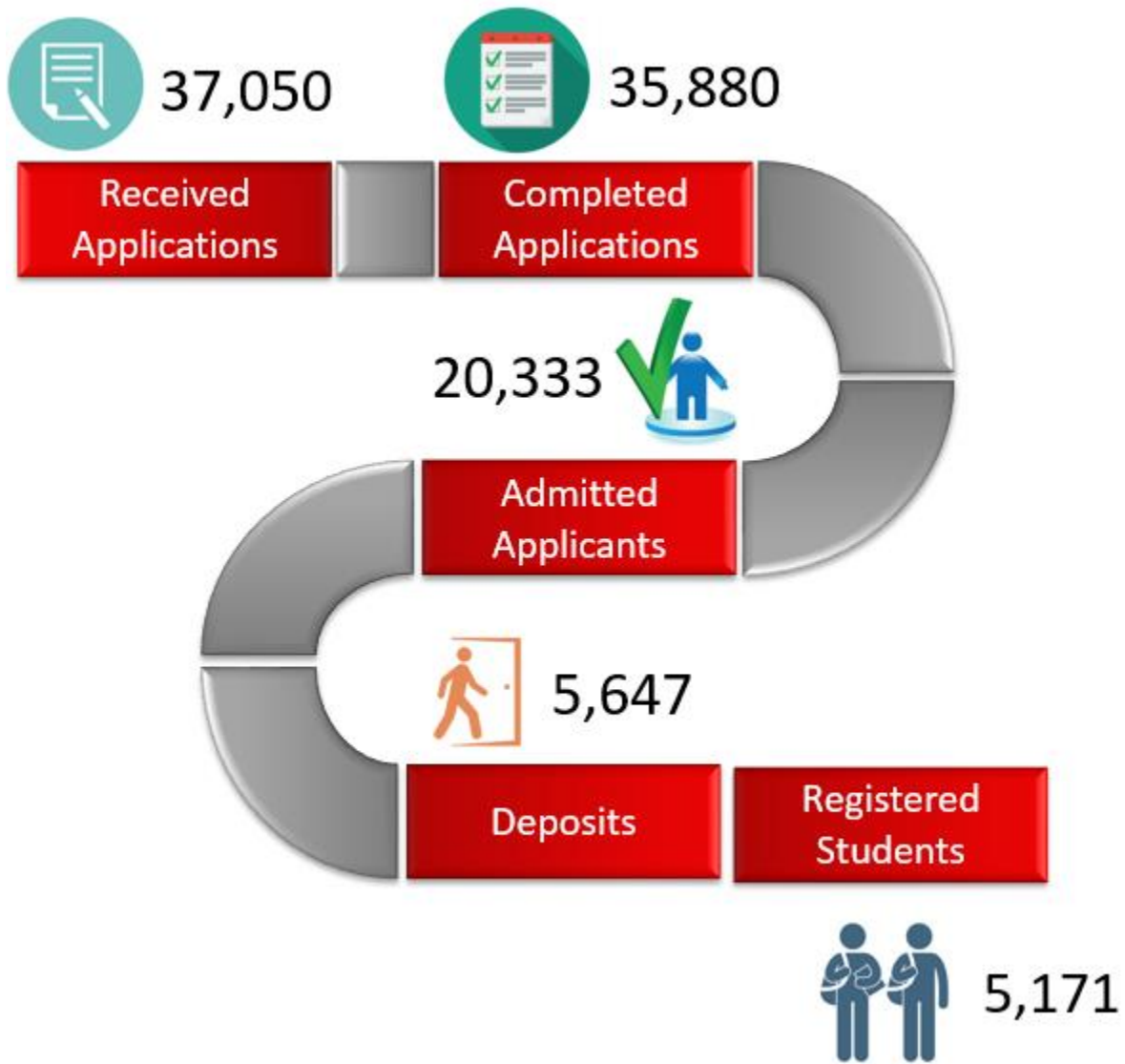
Critical-care ground and air (T3-C3) services

ReadyCare and Satellite Practice Sites

4 certified urgent-care clinics and 4 specialty practice sites in the Philadelphia region

Page Intentionally Left Blank

2.1 Incoming Freshmen Admissions Activity at a Glance



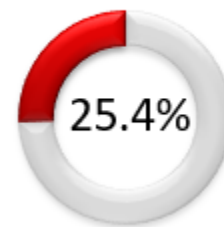
Percent of Freshmen Admitted through the Temple Option



Acceptance Rate

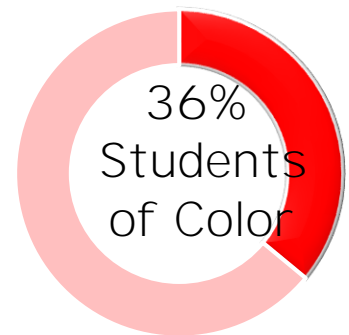
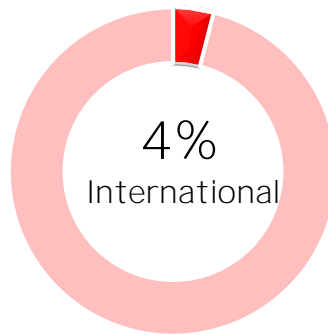
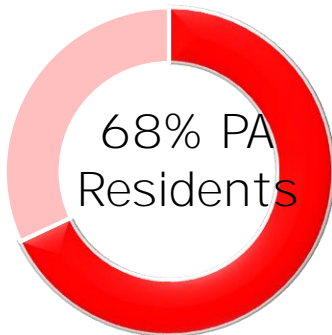


Enrollment Yield

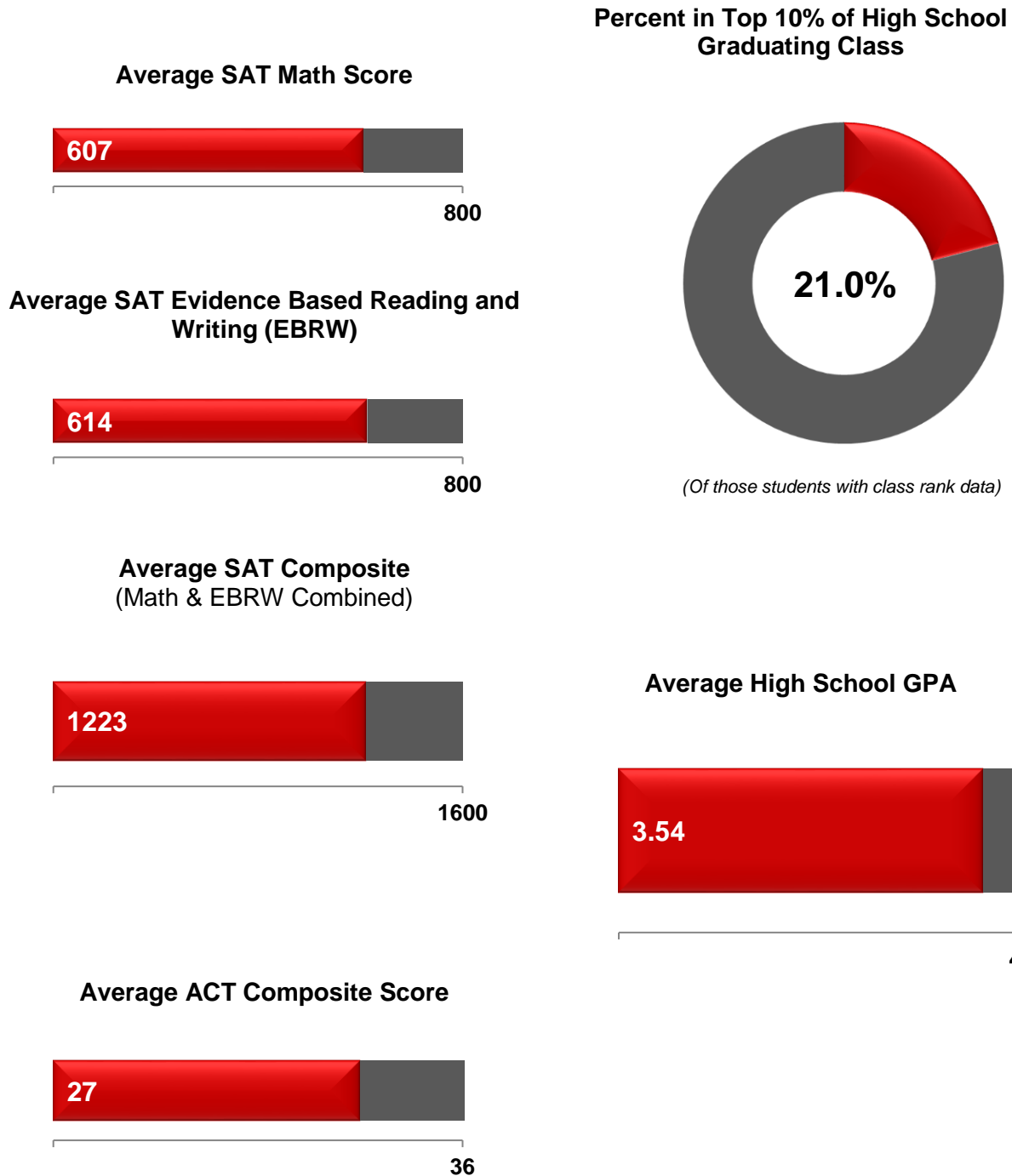


2.2 Incoming Freshmen

Fall 2017	Completed Applications	Students Admitted	Students Enrolled
Total Incoming Freshmen	35,880	20,333	5,171
Standard Freshmen	28,472	17,740	4,112
Temple Option Freshmen	7,408	2,593	1,059
<u>Gender</u>			
Male	15,457	8,657	2,285
Female	20,420	11,676	2,886
Unreported	3	0	0
<u>Residency</u>			
Pennsylvania Resident	16,134	9,497	3,541
Non-Pennsylvania Resident	19,746	10,836	1,630
<u>Race/Ethnicity</u>			
American Indian/Alaska Native	47	17	8
Asian	3,752	2,764	662
African American	7,203	2,519	615
Hispanic/Latino	3,889	1,676	396
Pacific Islander	22	13	3
Two or More Races	1,395	733	199
White, non-Hispanic	15,820	10,468	2,982
Unknown	764	421	83
International	2,988	1,722	223

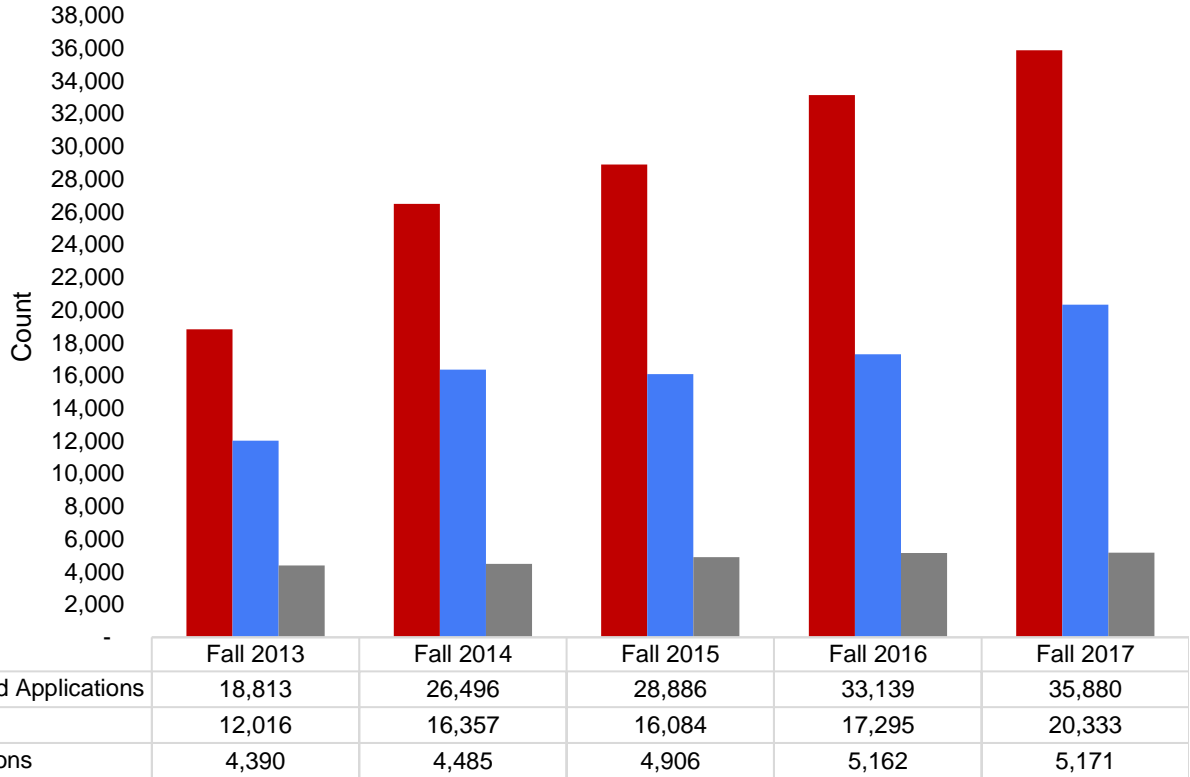


2.3 Incoming Freshmen Quality Indicators

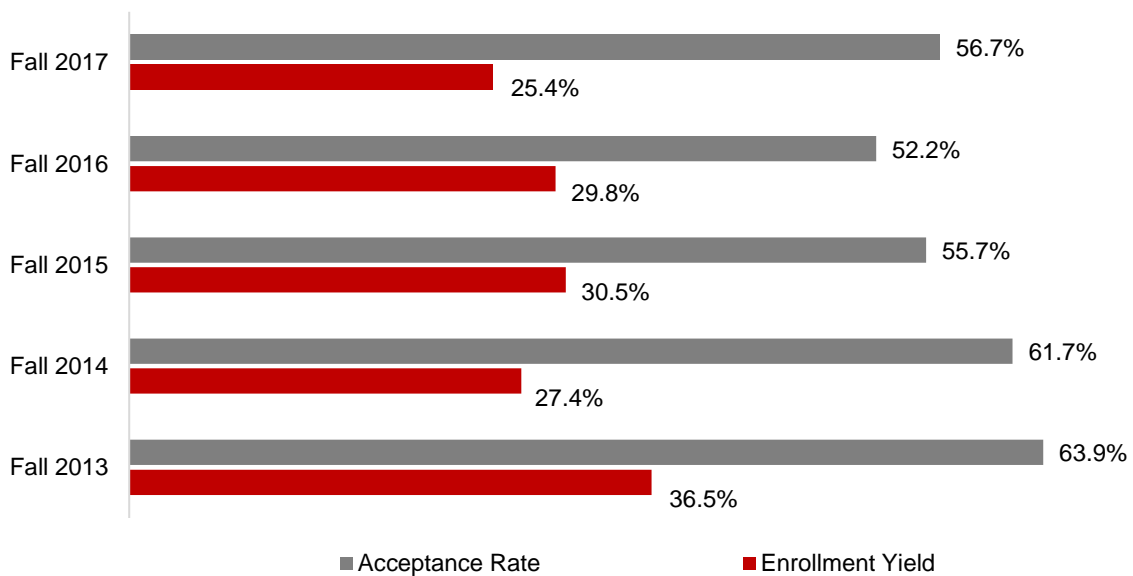


2.4 Incoming Freshmen – Longitudinal Admissions Activity

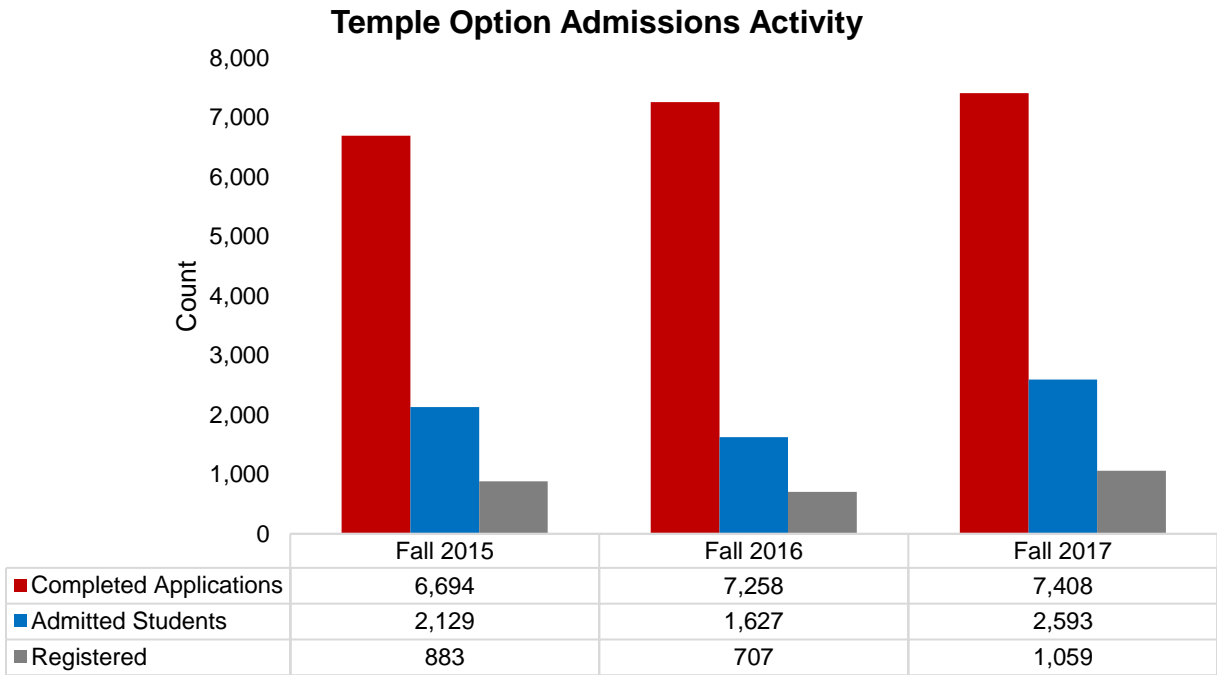
Incoming Freshmen Admissions Activity



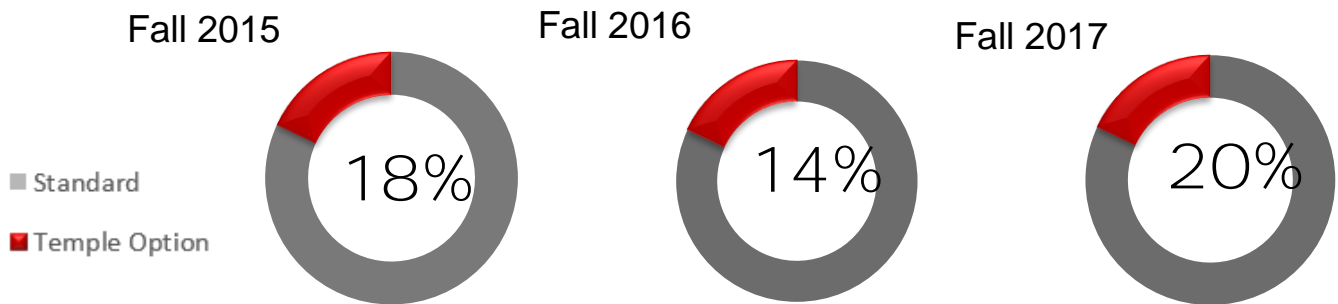
Longitudinal Acceptance Rates and Enrollment Yields for All Freshmen



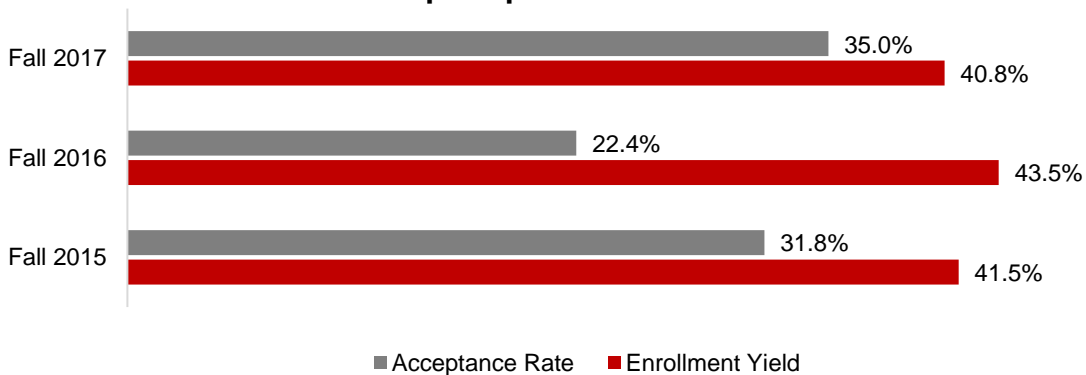
2.5 Incoming Freshmen – Temple Option



D Y f W Y b h ' c Z ' : f Y g \

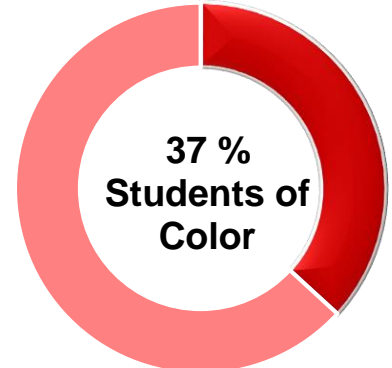
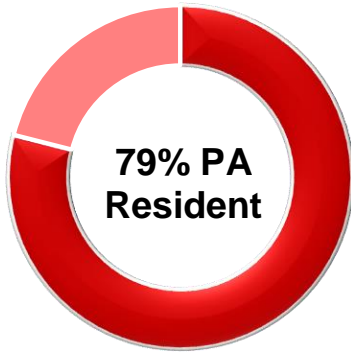


Longitudinal Acceptance Rates and Enrollment Yields for Temple Option Freshmen



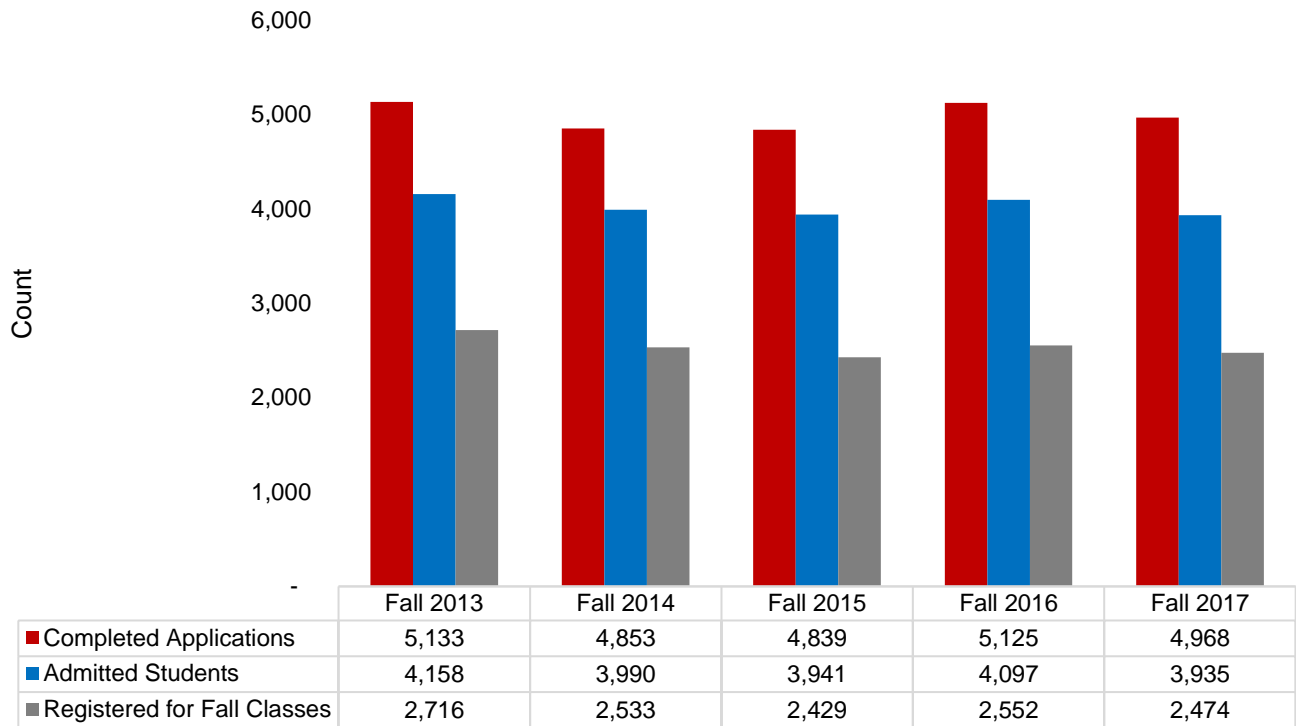
2.6 Incoming Transfers

Fall 2017	Completed Applications	Students Admitted	Students Enrolled
Total Incoming Transfers	4,968	3,935	2,474
<u>Gender</u>			
Male	2,404	1,879	1,184
Female	2,554	2,048	1,288
Unreported	9	7	2
<u>Residency</u>			
Pennsylvania Resident	3,340	2,775	1,950
Non-Pennsylvania Resident	1,628	1,160	524
<u>Race/Ethnicity</u>			
American Indian/Alaska Native	3	3	2
Asian	388	316	213
African American	824	617	402
Hispanic/Latino	427	342	199
Pacific Islander	6	2	2
Two or More Races	197	150	90
White, non-Hispanic	2,489	2,102	1,348
Unknown	110	91	45
International	524	312	173

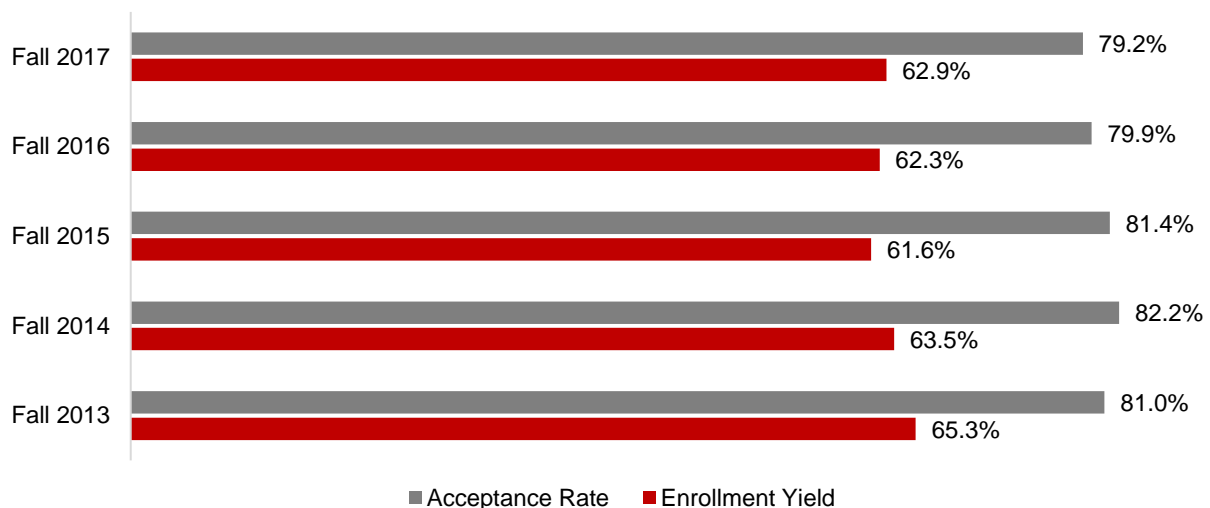


2.7 Incoming Transfers – Longitudinal Admissions Activity

Transfer Admissions Activity



Longitudinal Acceptance Rates and Enrollment Yields for Transfers



2.8 Feeder Schools

11% of incoming freshmen come from these top ten high schools

Incoming Transfers

**Top Five Community Colleges Transfer Students Attend Before Enrolling at Temple
(Based on Number of Students Enrolled)**

School Name	Completed Applications	Students Admitted	Students Enrolled	Acceptance Rate	Enrollment Yield
Community College of Philadelphia	688	551	420	80%	76%
Bucks County Community College	408	340	266	83%	78%
Montgomery County Community College	367	294	245	80%	83%
Delaware County Community College	288	233	181	81%	78%
Northampton County Area Community College	111	85	62	77%	73%

