

Continuing Dental Education

2012 Program

“A Center for Excellence in Clinical Dental Education”

course directory

- Nitrous Oxide Sedation (**HANDS-ON**)
- Dental Management of Emergencies and Medically Compromised Patients
- Advancements in Posterior Esthetic Restorative Restorations (**HANDS-ON**)
- Extraction Socket Grafting for the General Dentist, Making It Easy and Profitable
- Infection Control: That Thing You Do, Why Do You Do It?
- Orthodontics: What the General Dentist Needs to Know
- Radiology Facts – The Spectrum of Dental Radiology: Improving Diagnostic Images Safely and with Accuracy
- Implementing Evidence-Based Dentistry in Practice (**HANDS-ON**)
- Telescopic Retainers – Universal Solution for the Restoration of the Deteriorated Dentition
- Harmonizing Dental and Facial Esthetics: How to Examine, Diagnose and Treat to a Predictably Successful Outcome
- Review of Removable Partial Denture Design Fundamentals
- 2nd Annual Straumann Distinguished Speaker Lecture: Current Trends and Techniques in Planning and Restoring Implants in the Esthetically Demanding Patient
- Advanced Lawsuit Protection and Tax Reduction Strategies

Nitrous Oxide Sedation (HANDS-ON)

Date: Wednesday – February 22, 2012
Time: 9:00 a.m. – 5:00 p.m.
Registration: 8:30 a.m.
Location: Temple University Kornberg School of Dentistry
3223 North Broad Street, Timmons Hall, 1st Floor
Philadelphia, PA 19140
Tuition: Dentist \$800
Credits: 7 (L/P)

Would you like an update on Nitrous Oxide Sedation? Would you like to fulfill the Commonwealth of Pennsylvania's Board of Dentistry Certification on Nitrous Oxide Administration?

This course will give dentists the opportunity to administer as well as monitor nitrous oxide analgesia. This program is ideal for dentists who are already using nitrous oxide sedation but want an update on new materials, techniques and precautions.

The clinician will:

1. Complete clinical training in Temple University Kornberg School of Dentistry's Oral and Maxillofacial Pathology, Medicine and Surgery Department (arranged at the mutual convenience of the Department and the participants).
2. Provide proof of an active BCLS certificate (obtained separately by the participant, not part of this program).
3. Complete the lecture course; "Dental Management of Emergencies and Medically Compromised Patients" (course # 0311).

This course is designed to provide information and knowledge to qualify a dentist for a Pennsylvania State Board of Dentistry restricted permit II, to administer nitrous oxide/oxygen analgesia.

Upon course completion, you will:

- Understand and be familiar with the physiology of N₂O / O₂ analgesia.
- Understand the technique for the administration of N₂O / O₂ analgesia.
- Have fulfilled the requirements of the Pennsylvania State Board of Dentistry for a restricted permit II.

Presenters



Andrea D. Haber-Cohen, MD, DMD

Associate Professor, OMPMS, Temple University Kornberg School of Dentistry



Stanton Braid, DMD

Clinical Associate Professor, OMPMS, Temple University Kornberg School of Dentistry



Allen F. Fielding, DMD, MD, MBA

Professor, OMPMS, Temple University Kornberg School of Dentistry

Dental Management of Emergencies and Medically Compromised Patients

Date: Wednesday – March 7, 2012
Time: 9:00 a.m. – 5:00 p.m.
Registration: 8:30 a.m.
Location: Temple University Student Faculty Center
3340 North Broad Street, 3rd Floor, Room 313
Philadelphia, PA 19140
Tuition: Dentist \$325; DT \$125
Credits: 7 (L)

**“A Great Course for the
Dentist and Dental
Team.”**

Is your office prepared to handle complex dental emergencies? What is your team approach in treating medical emergencies? Do you need nitrous oxide certification?

A comprehensive review of medical emergencies with their clinical management will be presented. The course will also focus on the necessary medications and procedures in the dental office setting. Background information will be presented to allow for diagnosis and the steps necessary for treatment. Clinical scenarios will be presented to allow for treatment protocol. The new basic life support protocols will be reviewed for both adults and children. Emergency drugs and their route of administration will be reviewed. Dental Management of Emergencies and Medically Compromised Patients is designed for the general dentist, dental hygienist, dental assistant and the office staff, to be a comprehensive review of medical emergencies common in the dental office.

Emphasis will be placed on the team approach in treating emergencies, making an accurate diagnosis, and proper treatment of the problem. A review of Basic Life Support will also be provided.

This course fills quickly every year. Early registration is highly recommended. Your patients and practice will be the ultimate winner.

Upon course completion, you will:

- Understand the pathophysiology of medical diseases and their relation to medical emergencies.
- Recognize medical emergencies.
- Successfully manage and treat patients with medical emergencies.

Presenters



Gary Jones, DDS

Dr. Jones received his DDS degree from Temple University School of Dentistry in 1974, followed by three years practicing general dentistry in the U.S. Air Force. He completed his oral and maxillofacial surgery residency at Temple University Hospital and School of Dentistry in 1980. He is affiliated with Temple University Hospital (Episcopal Division) and is in practice with the South Eastern Pennsylvania Oral Surgery group.



Allen F. Fielding, DMD, MD, MBA

Professor Emeritus, Department of Oral and Maxillofacial Pathology, Medicine and Surgery
Temple University School of Dentistry

We gratefully acknowledge the educational support of this course by Eastern Dentists Insurance Company (EDIC).

Advancements in Posterior Esthetic Restorative Restorations (HANDS-ON)

Date: Friday – March 23, 2012
Time: 9:00 a.m. – 4:00 p.m.
Registration: 8:30 a.m.
Location: Temple University Student Faculty Center
3340 North Broad Street, 3rd Floor, Room 313
Philadelphia, PA 19140
Tuition: Dentist \$325 Dental Team \$125
Credits: 6 (L/P)


This one day lecture and hands-on workshop will address the history, current concepts and applications of various types of tooth colored posterior restorations. The following types of restorations will be discussed:

1. Direct filled posterior composites.
2. Indirect chairside heat-processed inlays.
3. Porcelain inlays and onlays.
4. All ceramic crowns.
5. "Preventive resin" restorations

Upon course completion, you will:

- Have an understanding of the esthetic restorative options available for posterior teeth.
- Become familiar with the advantages of each option.
- Become aware of the differences and similarities of different porcelain and composite restoratives.
- Have a clear understanding of the various bonding systems and resin ionomers available and their proper applications.
- Learn the step by step techniques to create the most predictably successful restorations with minimal chance of post-insertion problems.
- Become aware of some of the best instruments and supplies to be used when placing these restorations.
- Feel comfortable and confident placing these restorations on a typodont model during the hands-on workshop.
- Leave with all your questions answered.

Presenter



Steven P. Weinberg, DMD

Dr. Steven P. Weingberg is a Clinical Assistant Professor, University of Pennsylvania of Dental Medicine and an Adjunct Instructor, Kornberg School of Dentistry, Temple University in their Department of Restorative Dentistry. He is a graduate of the Fairleigh Dickinson University School of Dentistry. He earned his Certificate of Proficiency in Esthetic Dentistry from the State University of New York at Buffalo School of Dental Medicine. He has been lecturing nationally and internationally on esthetic restorative dentistry for over 28 years.

We gratefully acknowledge the educational support of this course by Centrix Dental, Garrison, Kerr, Kuraray, SDI, and Ultradent.



Extraction Socket Grafting for the General Dentist, Making it Easy and Profitable

Date:	Friday – March 30, 2012
Time:	9:00 a.m. – 4:00 p.m.
Registration:	8:30 a.m.
Location:	Temple University Kornberg School of Dentistry 3223 North Broad Street, Timmons Hall, 1 st Floor Philadelphia, PA 19140
Tuition:	Dentist \$295 DT\$125
Credits:	6 (L)

This course will present the histologic basis for extraction site healing as well the scientific and medico-legal rationale for grafting extraction defects. A relatively new grafting material will be presented and there will be hands on section as well. Additionally, Dr. Wheaton will showcase how he utilizes some of the latest technology in his practice; including Cone Beam CT, CT guided surgery, mini-implants, and short bodied implants in the posterior maxilla.

Upon course completion, you will:

- for the general dentist to be comfortable grafting extraction site defects
- to understand the scientific and medico-legal rationales for socket grafting
- to understand the scientific and histologic basis for grafting material selection
- to consider how recent technological advances (CBCT, mini and short implants, new grafting materials) are impacting how we can best treat our patients

Presenters

Jeffery B. Wheaton DDS,MD



Dr. Jeffery Wheaton is a board certified oral and maxillofacial surgeon in private practice in Santa Fe, NM. Originally from Houston, TX, he attended the University of Texas in Austin, Louisiana State University School of Dentistry in New Orleans, and obtained his M.D. from the University of Miami in 1997. In 2000, upon completion of his residency in oral and maxillofacial surgery from Jackson Memorial Hospital in Miami, Florida, Dr. Wheaton and his wife, Nancy, moved to New Mexico. They have two children, Bradley (16) and Juliana (14), both of whom attend St. Michael's High School in Santa Fe. He is past president of the Santa Fe District Dental Society and the New Mexico Society of Oral and Maxillofacial Surgeons. Dr. Wheaton's main area of interest in practice is dental implants and grafting. He has an iCAT and enjoys keeping up with the latest technology as it relates to implant surgery. Dr. Wheaton loves New Mexico's high desert climate and enjoys hiking, mountain biking and skiing as well as enjoying the restaurants, galleries, and culture Santa Fe offers.

We gratefully acknowledge the educational support of this course by Riemser.

Infection Control: That Thing You Do, Why Do You Do It?

Date: Friday – April 20, 2012
Time: 9:00 a.m. – 4:00 p.m.
Registration: 8:30 a.m.
Location: The HUB Cira Centre
2929 Arch Street, Huntington Room
Philadelphia, PA 19104
Tuition: Dentist \$295 DT\$125
Credits: 6 (L)

This seminar will discuss the most current infection control regulations and recommendations for dentistry. The most current CDC *Guidelines for Infection Control in Dentistry*, along with the recent OSHA updates and accumulated data regarding health care risks, vaccinations, and preventive measures, will serve as frameworks for this presentation. The most recent evidence-based information also will be discussed to address certain issues where perceptions and misuse of infection control procedures and products are in conflict with scientific and clinical knowledge. Thus, a major goal of this presentation is to help dental professionals increase their understanding of the “why” as well as the “what” of infection control practices.

Upon course completion, you will:

- Know how to use the most current infection control recommendations for dentistry as reinforcement for clinicians of an effective, practical infection control program.
- Understand the routine application of various infection control practices, vaccines, protocols, and products based on accumulated science and clinical based evidence and regulatory requirements.
- Comprehend the variety of acceptable choices for accomplishing infection control goals in a dental facility.

Presenter

John A. Molinari, PhD



Dr. Molinari is currently Director of Infection Control for THE DENTAL ADVISOR in Ann Arbor, Michigan. Previously, he served for 32 years at the University of Detroit Mercy School of Dentistry as Professor and Chairman of the Department of Biomedical Sciences and Director of Infection Control. He has published over 400 scientific articles, text chapters, and abstracts in the areas of microbiology and immunology, and lectures nationally and internationally on topics dealing with infectious diseases and infection control. Dr. Molinari is also co-author of the text ***Cottone's Practical Infection Control in Dentistry***. He has served as a consultant for the CDC, ADA Council on Scientific Affairs, Council on Dental Practice, and hospitals in the areas of infectious disease and infection control. Dr. Molinari also was Chairman of the State of Michigan Governor's Risk Reduction and AIDS Policy Commission. He was the Infection Control section editor for *The Compendium of Continuing Education in Dentistry*, a member of the Editorial Board for *The Journal of the American Dental Association* and contributed a monthly column for *Dental Economics*. He is currently a member of the Michigan Board of Dentistry. In recognition of his efforts, Dr. Molinari was inducted as an honorary member of the Michigan Dental Association, the International College of Dentists, the American College of Dentists, and is a 2009 recipient of the ADA Golden Apple Award.

We gratefully acknowledge the educational support of this course by Delta Dental.

Orthodontics: What the General Dentist Needs to Know

Date:	Wednesday – April 25, 2012
Time:	9:00 a.m. – 4:00 p.m.
Registration:	8:30 a.m.
Location:	Temple University Student Faculty Center 3340 North Broad Street, Room C, 4 th Floor Philadelphia, PA 19140
Tuition:	Dentist \$250 Dental Team \$125
Credits:	6 (L)

In this course, general dentists will receive detailed instruction on how orthodontists can move teeth in preparation for ideal restorative work. The morning part of the presentation will deal with multidisciplinary treatment. Specific topics to be covered include: (1) Ideal placement of teeth in preparation for dental implants (e.g. in agenesis cases). (2) Positioning of peg laterals for veneers/crowns. (3) Bone resorption issues for the orthodontist and restorative dentists in preparation for dental implants. (4) Diagnosis and treatment of complex multidisciplinary cases. (5) Periodontal considerations, both functional and esthetic. (6) Invisalign in the general dentists office.

In the afternoon, early treatment will be discussed, including: (1) Simple appliances general dentists can do in their offices. (2) Ankylosis. (3) Early treatment appliances such as expanders, headgears, lip bumpers and facemasks.

There will be many take home pearls to use the next day in your office, and participants are encouraged to bring records of challenging cases they have questions about.

Upon course completion, you will:

- Learn management of agenesis cases, specifically when to close or open spaces.
- Learn ideal orthodontic positioning of teeth in preparation for dental implants.
- Have examples of how to achieve beautiful restorative work, such as veneers, bonding, and whitening, after orthodontic treatment.
- Discuss invisalign tips and what cases should be easily managed by a general dentist.
- Know what to look for on pediatric patients, such as cross-bites, impactions, thumb/tongue habits, ankylosis, and Class II and Class III malocclusions.
- Have a better understanding of what simple appliances and early treatment can be easily done by a general dentist.

Presenter

Harold Slutsky, DMD



Dr. Harold Slutsky is a Clinical Associate Professor (Adjunct) of Orthodontics at the Kornberg School of Dentistry, Temple University. He is Course Director of both the Junior Dental Student Orthodontic Lecture Series and the Advanced Education in General Dentistry (AEGD) Lecture Series. He received his DMD from the University of Pennsylvania School of Dentistry in 1985, and a Certificate of Speciality in Orthodontics from the New York University College of Dentistry in 1987. He is a published author in several peer reviewed journals. In addition, Dr. Slutsky is a Diplomate of the American Board of Orthodontics, President of the Northeast Dental Society, and maintains a private practice in both Northeast Philadelphia and Bensalem.

Radiology Facts – The Spectrum of Dental Radiology: Improving Diagnostic Images Safely and with Accuracy

Date: Wednesday – May 9, 2012
Time: 9:00 a.m. – 4:00 p.m.
Registration: 8:30 a.m.
Location: Temple University Kornberg School of Dentistry
3223 North Broad Street, 1st Floor, 1A/1B
Philadelphia, PA 19140
Tuition: D \$225 DT\$100
Credits: 6(L)


Refresh your memory and gain a better understanding of how x-rays are generated; how the various factors of kVp, mA, film speed, time, and film placement and processing impact the outcome of your radiographs; how to correct technical and processing errors that may occur; suggested checklists for quality controls; and how to keep both you and your patients safe. The focus will be on intraoral and panoramic images. This course will serve as a basic overview of radiographic principles needed to insure accurate diagnostic images, keeping in mind the health and safety concerns of all.

Upon course completion, you will:

- Explain the production of x-rays that provide for quality images.
- Describe those factors that provide for client-operator safety.
- Identify those factors that affect the quality of the radiographs and how to correct technical errors that could occur.
- Discuss those quality checks including the time intervals for maintaining the quality of the radiographs/ image.
- Compare and contrast dental film and both direct and indirect dental imaging.
- Discuss the principles of patient positioning for both intraoral and panoramic imaging.

Presenter

Kathy Schlotthauer, RDH, M Ed



Kathy Schlotthauer is a Professor at Harrisburg Area Community College as well as the Radiology Coordinator, having taught Radiology to both dental assisting and hygiene students for 31 years. Kathy has advanced training in Radiology from the University of North Carolina Radiology Institute. She received her Bachelor's Degree in Health Science and in Dental Hygiene from the University of Kentucky in 1977 including training in expanded functions. Her Master's Degree in Education is from Pennsylvania State University with an emphasis in Training and Development. She is also a member of Sigma Phi Alpha, the dental hygiene honor society since graduation, and a Charter Member of the Chi Zeta Chapter at Harrisburg. Kathy is a trainer for the local anesthesia continuing education courses for both Harrisburg Area Community College and the Community College of Philadelphia. She is a member of the American Dental Hygienists' Association, the American Dental Education Association, and OSAP. In addition, she is a past-president of the Pennsylvania Dental Hygienists' Association, and the Lancaster, Lebanon, York component.

Implementing Evidence-Based Dentistry in Practice (HANDS-ON)

Date: Saturday – September 15, 2012
Time: 9:00 a.m. – 4:00 p.m.
Registration: 8:30 a.m.
Location: Temple University Kornberg School of Dentistry
3223 N. Broad Street, 3rd Floor, Lecture Room A
Philadelphia, PA 19140
Tuition: Dentist \$325 Dental Team \$125
Credits: 6 (L/P)

Who Should Attend?

- Dentists
- Dental Team
- Educators
- Researchers

This intensive, interactive EBD course will be a hands-on introduction to implementing evidence-based dentistry in practice. Participants are encouraged to bring with them a clinical question or problem on which they can focus during the course, as well as a laptop computer. Using this question or problem as a focus, the course will provide participants with the tools used in evidence-based dentistry for addressing this particular issue.

Upon course completion, you will:

- Ask an answerable question.
- Search for the best evidence.
- Critically appraise the evidence.
- Implement the evidence in practice.
- Evaluate the outcome.

Presenter

Richard Neiderman, DMD



Dr. Neiderman is currently the director for the Center for Evidence-Based Dentistry at the Forsyth Institute in Boston, the USA editor for the journal Evidence-based Dentistry, and the co-author of the text book Evidence-Based Dentistry. Dr. Neiderman graduated magna cum laude from the Harvard School of Dental Medicine where he also received his periodontal specialty training. He received his training in evidence-based medicine from Oxford University. His clinical work focuses on implementing evidence-based prevention in practice, and has an ongoing national study of some 40,000 children comparing the clinical and cost effectiveness of U.S. caries prevention programs.

We gratefully acknowledge the educational support of this course by Colgate.

Telescopic Retainers – Universal Solution for the Restoration of the Deteriorated Dentition

Date: Saturday – September, 29 2012
Time: 9:00 a.m. – 4:00 p.m.
Registration: 8:30 a.m.
Location: Temple University Kornberg School of Dentistry
3223 N. Broad Street, 3rd Floor, Lecture Room A
Philadelphia, PA 19140
Tuition: Dentist \$250 Dental Team \$125
Credits: 6(L)

A telescopic retainer is a coping that fits under, in a concentric manner, or telescopes within, to support and retain an overcrown. The coping may be an abutment for a fixed dental prosthesis (FDP), removable periodontal prosthesis, crown-sleeve-coping partial denture, or overdenture. This modality of therapy developed by Drs. Irv Yalisove and Joe Dietz to use and preserve periodontally, or poorly located abutments, will be the main topic of discussion in this course. This program will present:

- Theory and overview of “telescopic prosthetics”.
- Rationale of CSC therapy.
- Step by step procedure guide.
- Telescopic treatment planning.
- Utilization of implants in CSC therapy.

Upon course completion, you will:

- Understand the theory of telescopic retainers.
- Be able to review in a step-by-step manner the fabrication of a telescopic prosthesis.
- Understand when this modality of therapy is beneficial.
- Understand the indications for the use of telescopic retainers.
- Be able to treatment plan patients who have periodontally involved or poorly located abutments.
- Be able to use telescopic retainers as an adjunct to implant borne restorations.

Presenter

Joseph B. Breitman, DMD, FACP



A Diplomate of the American Board of Prosthodontics and a Fellow of the American College of Prosthodontists, Dr. Joseph Breitman is a 1977 graduate of the School of Dental Medicine of the University of Pennsylvania, and a 1979 graduate of the Prosthodontic Specialty Program of Temple University. Dr. Breitman has maintained a successful prosthodontic practice for over 30 years while continuing a strong academic affiliation, having taught at both of his alma maters. He is a published author on topics in prosthodontics, and is sought after as a speaker, nationally and internationally. The mechanics of telescopic retainers have been a strong interest of Dr. Breitman since he was mentored by Dr. Irving Yalisove, who developed this modality of treatment. He lives in the Philadelphia suburbs with his wife and three children.

Harmonizing Dental and Facial Esthetics: How to Examine, Diagnose and Treat to a Predictably Successful Outcome

Date: Saturday – October 13, 2012
Time: 9:00 a.m. – 4:00 p.m.
Registration: 8:30 a.m.
Location: Temple University Kornberg School of Dentistry
3223 N. Broad Street, 3rd Floor, Lecture Room A
Philadelphia, PA 19140
Tuition: Dentist \$295 Dental Team \$125
Credits: 6(L)

In this lecture, we will discuss changes in the anatomy of the aging face. There are intrinsic and extrinsic causes of facial aging. Both anatomic and histologic changes will be discussed. This process reflects the effects of time on the skin, soft tissues, and the craniofacial skeleton. There has been a significant increase in the number of minimally invasive procedures performed for facial rejuvenation. These include skincare and injectables (fillers and neuro-modulators). The advantages of these minimally invasive procedures are a relatively immediate cosmetic result and a short recovery time. Surgery still remains a popular modality for the aging face. A plethora of techniques will be discussed including rhino-plasty. We will discuss the interactions between the aesthetic dentist and the facial plastic surgeon. Also, should the aesthetic dentist be performing minimally invasive procedures?

Upon course completion, you will:

- Incorporate facial examination into the dental exam.
- Understand the anatomy of the aging face.
- Choose new tools and techniques to enhance their practice.

Presenter

Joseph R. Greenberg, DMD, FAGD



Dr. Greenberg received his dental degree and postdoctoral dual specialty training in Periodontics and Fixed Prosthodontics/Periodontal Prosthesis from Penn Dental Medicine, where he has taught for over 35 years and holds the rank of Clinical Professor of Periodontics. Dr. Greenberg has been appointed Clinical Professor of Restorative Dentistry at The Kornberg School of Dentistry at Temple University, where he is Course Director of Advanced Restorative Dentistry. He has served on editorial boards of professional and related health magazines, was a member of The Bryn Mawr Hospital dental staff, and has contributed over 20 original articles to the dental literature. In addition, he has served as team dentist to the Philadelphia 76ers, and has maintained a private practice in suburban Philadelphia for over 30 years. Dr. Greenberg has consulted for major dental product manufacturers in research, development and marketing, and has invented the facial plane relator, and the etched porcelain-fused-to-metal resin bonded bridge. Recently, Dr. Greenberg was nominated to the Board of Visitors of the Kornberg School of Dentistry at Temple University. He has now given over 100 invited lectures to dentists and dental students all over the world and at his private teaching center.

Timothy M. Greco, MD, FACS



Dr. Greco is Clinical Assistant Professor at Penn Medicine in the Department of Otolaryngology, Head and Neck Surgery, Division of Facial Plastic Surgery, in Philadelphia. His surgical practice in Bala Cynwyd, Pa., focuses on aesthetic surgery of the face, head, and neck. After receiving his doctorate of medicine from Hahnemann University School of Medicine, Philadelphia, Dr. Greco did his residency training at Thomas Jefferson University Hospital, specializing in head and neck surgery. He went on to complete a fellowship in facial plastic surgery, concentrating on rhinoplasty and the aging face, through the American Academy of Facial Plastic and Reconstructive Surgery at the McCollough Plastic Surgery Clinic in Birmingham, Ala. A fellow of the American College of Surgeons, Dr. Greco is board certified in facial plastic and reconstructive surgery and in otolaryngology–head and neck surgery. He has published numerous articles on hyaluronic acids and neurotoxins. He also serves as a national expert trainer on minimally invasive facial rejuvenation techniques.

Review of Removable Partial Denture Design Fundamentals

Date: Wednesday – October 17, 2012
Time: 9:00 a.m. – 12:00 p.m.
Registration: 8:30 a.m.
Location: Temple University Student Faculty Center
3340 North Broad Street, 3rd Floor, Room 313
Philadelphia, PA 19140
Tuition: Dentist \$200 Dental Team \$100
Credits: 3(L)

**“What You Had In Dental School
and Have Forgotten with
No Exam To Take!!!”**

This course is a review of the fundamental principles of removable partial denture design. Included are a review of surveying and cast analysis, with special emphasis on the treatment of posterior dental extension situations (the RPI concept, its history and theory). So too are rotational path partials, which can eliminate anterior clasps. Achieving predictability of esthetics, fit and function – the keys to patient acceptance is the goal of this course.

Upon course completion, you will:

- Understand how and why to use a surveyor.
- Appreciate the physics and beauty of the RPI concept.
- Understand the rotational path partial design concept.
- Feel comfortable with all conventional RPI scenarios.
- Reclaim design from the laboratory technician – for you are the architect, with the privilege, the right and the obligation to do so.

Presenter



David C. Appleby, DMD, MScD, FACP, Professor Emeritus

Dr. Appleby received his DMD from the University of Pennsylvania in 1974; and, from Boston University, his certificate in Prosthodontics in 1978 and MScD in 1979. He is a Diplomate of the American Board of Prosthodontics and a Fellow of the American College of Prosthodontists. A former Director of Graduate Prosthodontics at Temple University and is now a Professor Emeritus. He lectured on Fixed Tooth Preparation for the University of Michigan Board Preparation course, the bibliography of which was included in the "Parameters of Care" issue of the JOP. And he continues to serve as a member of the ANSI/ADA MS-156 Subcommittee on Aqueous Impression Materials.

2nd Annual Straumann Distinguished Speaker Lecture
Current Trends and Techniques in Planning and Restoring Implants in the Esthetically Demanding Patient

Date: Friday – November 2, 2012
Time: 9:00 a.m. – 4:00 p.m.
Registration: 8:30 a.m.
Location: The HUB Cira Centre
2929 Arch Street, Huntington Room
Philadelphia, PA 19104
Tuition: Dentist \$295 Dental Team \$125
Credits: 6(L)

Emphasis on positive esthetic outcomes for implant-based care is escalating. Predictable esthetic success for implant patients is reliant on comprehensive assessment and planning, the quality of the implant site and tissue response, and selection of appropriate implants and components. This program will emphasize these factors and concentrate on TEAM communication. The program will commence with a detailed review of esthetic principles as they relate to implant patients. Pretreatment esthetic risk assessment will be considered, along with patient classification and proposed treatment difficulty. The importance of a “crown-down” philosophy to surgical procedures, including template design, will be detailed, including a review of site augmentation indications and procedures. Lastly, implant and restorative alternatives will be detailed through patient presentations for patients missing single and multiple teeth in the esthetic zone. Recent advances in implant and component design will be discussed as they relate to treatment evaluation, including the incorporation of all ceramic and CAD-CAM options.

Upon course completion, you will:

- Understand detail pretreatment esthetic analysis and identify important esthetic parameters.
- Discuss the “Team” approach to esthetic restorations, and the roles of the restorative dentist, the implant surgeon and the dental technician.
- Identify advanced and complex patients and discuss why treatment is considered difficult, and why esthetic outcomes may be compromised.
- Communicate the desired 3-D position of implants from an esthetic and functional perspective.
- Discuss implant and restorative component options and choices for these patients.
- Discuss and describe currently available clinical methods for treating a range of patients.

Presenter

Will Martin, DMD, MS



Dr. Martin is an Associate Professor in the Departments of Oral and Maxillofacial Surgery and Prosthodontics at the University of Florida’s College of Dentistry. He received his DMD with honors from the University of Florida and completed his MS and Certificate in Prosthodontics from Baylor College of Dentistry. Dr. Martin joined the faculty at the University of Florida in 1999 and serves as the Director of the Center for Implant Dentistry. Dr. Martin is a diplomate of the American Board of Prosthodontics. He is a fellow of the American College of Prosthodontists, International College of Dentists, International Team for Implantology (ITI) and member of numerous professional organizations including the Academy of Osseointegration, ADA and FDA. Dr. Martin’s research interests include implant design, loading protocols, and implant biomechanics. He maintains a part-time practice limited to

Prosthodontics within the Center for Implant Dentistry. He lectures both nationally and internationally on esthetic and implant dentistry.

We gratefully acknowledge the educational support of this course by Straumann.  **straumann**

Advanced Lawsuit Protection and Tax Reduction Strategies for Dentists

Date: Saturday – December 8, 2012
Time: 8:30 a.m. – 12:00 p.m.
Registration: 8:00 a.m.
Location: Temple University Kornberg School of Dentistry
3223 North Broad Street – 1A/1B, 1st Floor
Philadelphia, PA 19140
Tuition: Dentist \$50 Includes Continental Breakfast (No Lunch)
Credits: 3.5 (L)

“Is your Estate Planning current?”

“Too many taxes?”

This course teaches proven and effective strategies to prevent and protect against lawsuits, allowing dentists the peace of mind necessary to focus on improved patient care. Tax reduction and estate planning strategies adapted to dentists are also taught. Specific topics covered in this course include:

Lawsuit Protection

- Sources of lawsuits dentists are exposed to and how to prevent them.
- How dentists can protect 100% of their professional and personal assets from lawsuits.
- How dentists can protect their practice, property, and personal assets in the event of a judgment in excess of liability insurance or an exclusion in a policy.
- How to avoid the most common asset protection mistakes made by dentists and their advisors.
- How dentists can minimize vicarious liability for the acts of other professionals and staff.

Tax Reduction and Estate Planning

- Five strategies dentists can use to reduce income taxes each year.
- How dentists can eliminate the capital gains tax on the sale of a business, real estate, stocks or other assets.
- Tools dentists can use to pass assets to heirs tax free.
- Techniques dentists can use to avoid probate and eliminate all estate taxes
- How dentists can effectively use corporations, trusts, wills, and family limited partnerships.

Upon course completion, you will:

- Maintain focus on improved patient care rather than lawsuit defense.
- Structure practice for lawsuit protection and prevention.
- Reduce liability insurance costs.
- Minimize taxes.

Presenter

G. Kent Mangelson, CFP, Author, Senior Advisor



G. Kent “GK” Mangelson is an expert in the area of lawsuit protection and prevention. He has authored and co-authored several publications and training manuals on these subjects including *The Advanced Tax and Asset Protection Training Manual* and *The Asset Protection Bible*. As one of the nation’s top asset protection advisors, he has spent over 30 years helping doctors properly structure themselves for lawsuit protection, tax reduction, and estate planning. His career has been credited with helping thousands of doctors save millions of dollars. Mr. Mangelson is a nationally-recognized speaker and has trained thousands of doctors at hundreds of conventions, conferences, and seminars across the country. He graduated with honors from Brigham Young University in Provo, UT and the College for Financial Planning in Denver, CO.

We gratefully acknowledge the educational support of this course by American Society for Asset Protection.

General Information

Meeting Times

Refer to specific course description for further details.

Payment & Registration

Payment:

1. Visa, Mastercard, Discover
2. Money Orders
3. Checks made payable to: TUKSoD/CE
4. Online Payment/Registration (Information at www.temple.edu/dentistry/ce)

Registration:

1. **Online:**

Dentists, Dental Team and Alumni Only (Information at www.temple.edu/dentistry/ce)

All others can use the **Registration Form:**

<http://www.temple.edu/dentistry/ce/Includes/RegistrationForm2012.pdf>

2. **Phone:** 215-707-7541

3. **Fax:** 215-707-7107

4. **Mail:**

Make check payable to: TUKSoD/CE

Send payment and registration to:
Temple University Kornberg School of Dentistry
Office of Continuing Education
c/o Nicole Carreño
3223 N. Broad Street, Room 337
Philadelphia, PA 19140

All registration fees include tuition, refreshments, lunch (except where noted), and parking.

Register early as courses fill quickly!

Cancellation / Refund

Full refunds are granted, less a \$50 administrative fee per person, **if we receive your written cancellation five business days prior to the start of a course; no refunds** are granted after that time.

Temple University Kornberg School of Dentistry (TUKSoD) sponsors all continuing education in the spirit of academic freedom, but we do not endorse any particular product, technique, or philosophy. Students and full-time faculty may attend at a nominal fee; part-time faculty, one half-tuition, lunch included (no other discounts apply) all may attend on a space available basis, and must notify the Continuing Education Department. Temple University Kornberg School of Dentistry recent graduates (both DMD and advance education students), within one year following graduation, may attend CE courses tuition free on a space available basis. **Pre-registration is required.**

Note: Temple University Kornberg School of Dentistry reserves the right to change the location, course content, time or teaching faculty of any courses as may be necessary. **Any course with insufficient enrollment is subject to cancellation and registrants will be notified of such two weeks prior to the course date.** A full refund will be issued. No cash refunds will be issued on charged registrations. No exceptions.

Course Credit

The Pennsylvania State Board of Dentistry requires the following continuing education credit hours over a two year period for license renewal of dentists and registered dental hygienists: Dentists, 30 CEU's and Registered Dental Hygienists, 20 CEU's. It is the responsibility of each participant to verify the requirement of his/her state licensing board.

Verification of attendance will be awarded at the conclusion of the seminar to participants who sign in, attend the entire seminar, and complete an evaluation form. Certificates will be awarded at program completion. No partial credit can be awarded.

Course Locations


*Your confirmation letter will contain directions and parking details.

Temple University Kornberg School of Dentistry

3223 North Broad Street

Philadelphia, PA 19140

<http://www.temple.edu/dentistry/ce/>



Student Faculty Center

3340 North Broad Street

Philadelphia, PA 19140

<http://www.temple.edu/studentaffairs/studentcenters/sfc/>



Renaissance Hotel

(Near Philadelphia International Airport)

500 Stevens Drive

Philadelphia, PA 19113

Phone: 1-610-521-5900

<http://www.marriott.com/hotels/travel/phlbr-renaissance-philadelphia-hotel-airport/>



Continuing Dental Education Members

Amid Ismail, BDS, MPH, MBA, DrPH

Dean, Temple University Kornberg School of Dentistry

Steven R. Jefferies, MS, DDS, PhD

Chair, Continuing Education Advisory Committee

Nicole J.M. Carreño, BA

Coordinator, Division of Continuing Dental Education

Members of Advisory Committee

Dr. Dr. Belinda Brown, Dr. Daniel Boston, Dr. Maria Fornatora, Dr. Matt Palermo, Dr. Jie Yang and Dr. Cemil Yesilsoy.



Temple University Kornberg School of Dentistry is an ADA CERP Recognized Provider.

ADA CERP is a service of the American Dental Association to assist dental professionals in identifying quality providers of continuing dental education. ADA CERP does not approve or endorse individual courses or instructors, nor does it imply acceptance of credit hours by boards of dentistry.

Concerns or complaints about a CE provider may be directed to the provider at www.temple.edu/dentistry/ce or to ADA CERP at www.ada.org/cerp.